



Smart Existing Buildings

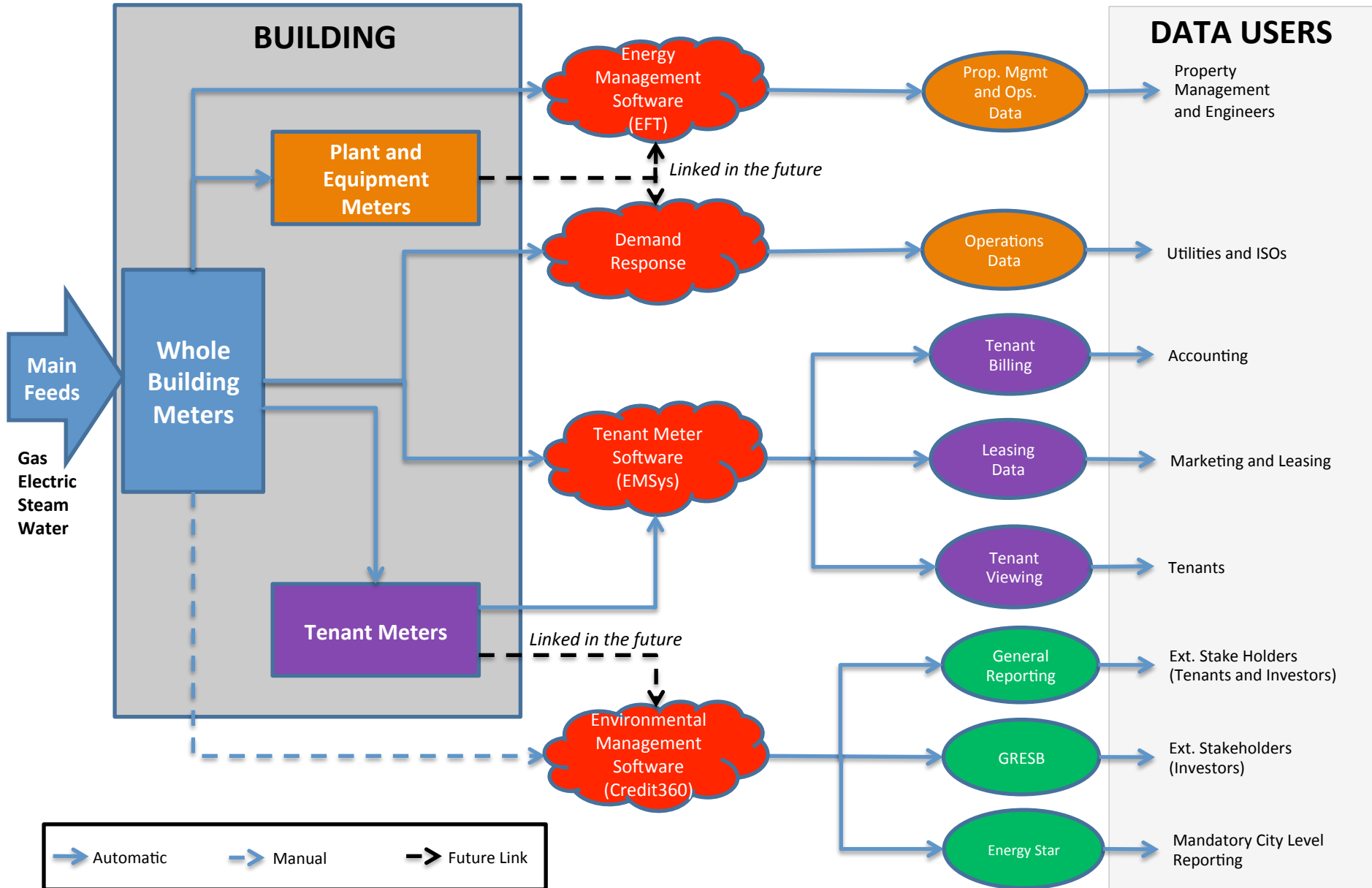
Chicago Advanced Energy – June 8, 2017



TISHMAN SPEYER

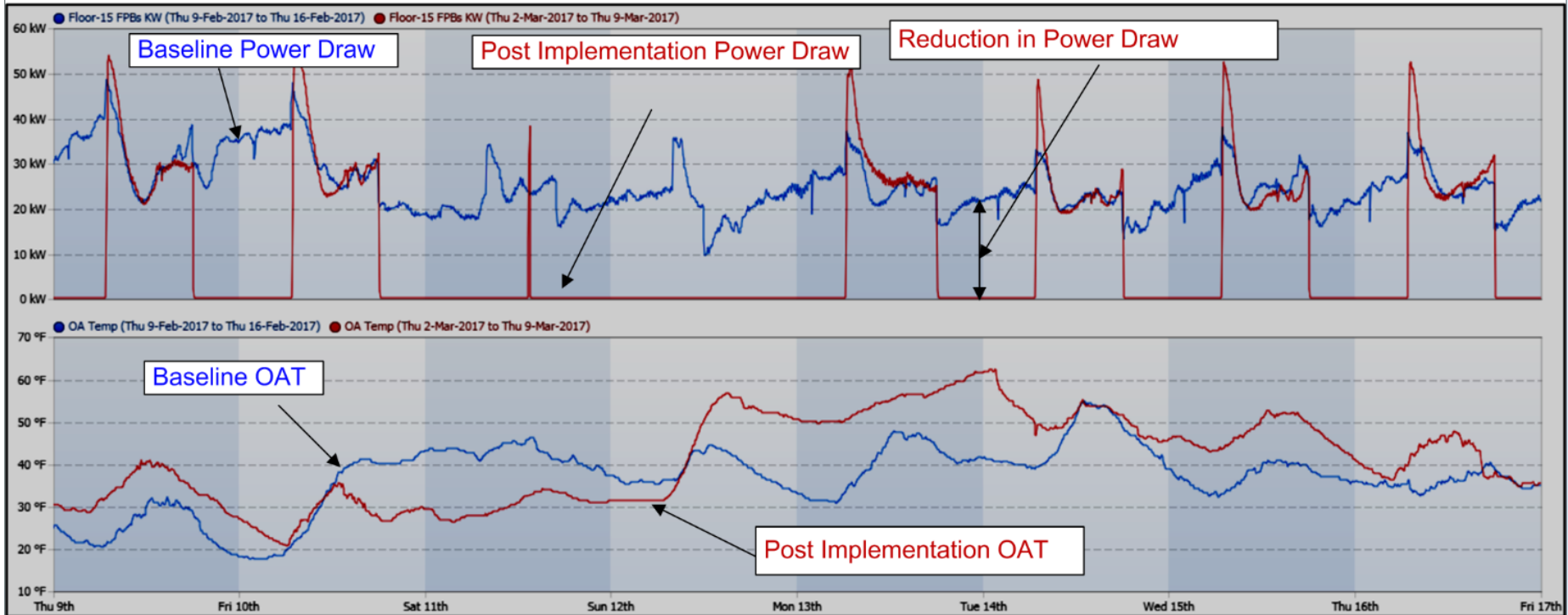


Energy and Environmental Management Systems Operations





Comparison of Baseline Vs Post-Implementation FPB Heater Power Draw of Floor – 15 (Building 222) Baseline Period (02/09/2017 – 02/16/2017) Verification Period (03/02/2017 – 03/09/2017)





Andrew Barbeau

Online | [LOG OUT]

Search...



MAIN NAVIGATION


Home

Summary

Daily Target

Meter Data

Home



WEATHER
 TODAY: 72 HIGH | 59 LOW
 TOMORROW: 79 HIGH | 56 LOW

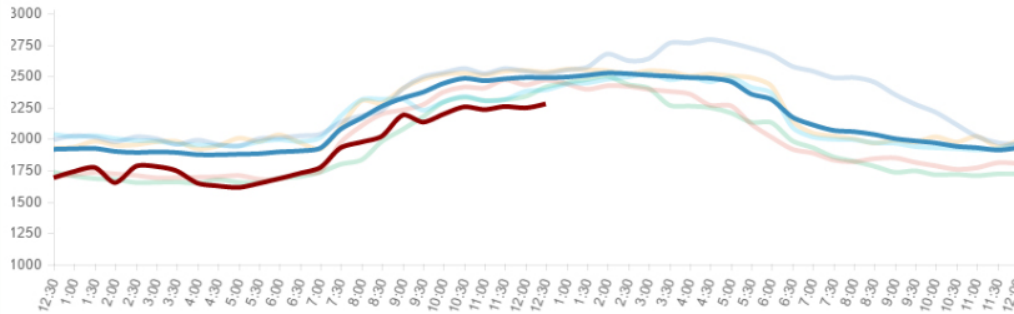
DAILY KWH TARGET
51,930
 KWH (2016-06-28)

GOALS
 10% REDUCTION IN LOAD
 20% REDUCTION IN PEAK DEMA...

Alert: TOMORROW is a Potential Peak Demand Day
 Some of your highest DEMAND hours have occurred on days just like TOMORROW. Take steps to implement your peak load management plan and monitor your peak load to ensure it stays under your target.

Today: 2016-06-28

Tomorrow: 2016-06-29



7am - 3pm
19,294 KWH

3pm - 11pm
17,430 KWH

11pm - 7am
15,206 KWH

COMPARABLE DAYS | Peak Demand (2880 kW Limit)

2015-05-04	2498 kW
2015-05-15	2470 kW
2015-06-16	2555 kW
2015-06-27	2519 kW
2015-07-15	2792 kW
2015-07-16	2761 kW