



CHICAGO COOK  
WORKFORCE PARTNERSHIP

A proud partner of the  American Job Center® network

# Clean Energy, COVID, and Equity


Karin M. Norington-Reaves  
Chief Executive Officer

@ChiCookWorks ChiCookWorks.org



# The Pandemic Exacerbates Existing Disparity

**Increasing economic disparity between neighborhoods.**



3

# Are Clean Energy Jobs an Equalizer?

## Current Clean Energy Jobs in Cook County

<p>666 Jobs (2019) 76% above National average</p>	<p>+12.5% % Change (2020-2024) Nation: +7.3%</p>	<p>\$183,296 Avg. Earnings Per Job (2019) Nation: \$153,746</p>
---	--	---

### Industry Race/Ethnicity Breakdown



Race/Ethnicity	2019 Jobs	2019 Percent
White	411	61.7%
Black or African American	127	19.1%
Hispanic or Latino	94	14.1%
Asian	26	3.9%
Two or More Races	7	1.1%
American Indian or Alaska Native	0	0.0%
Native Hawaiian or Other Pacific Islander	0	0.0%

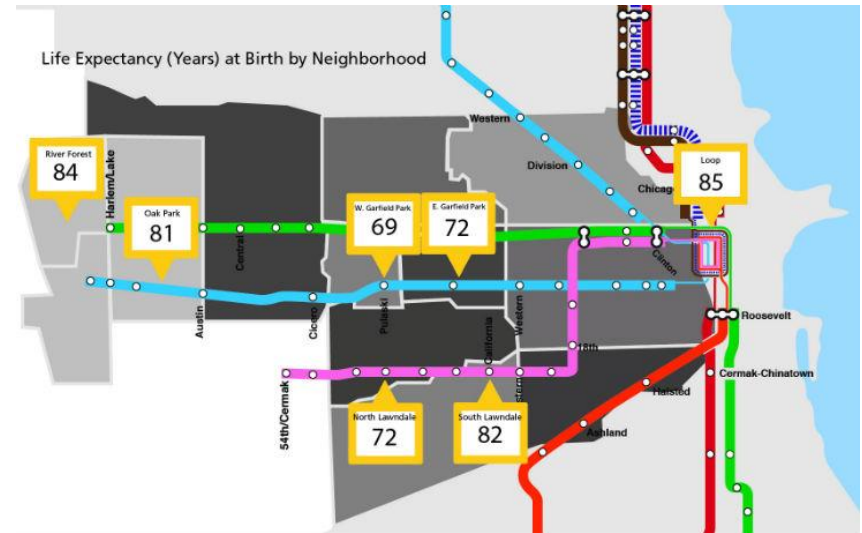
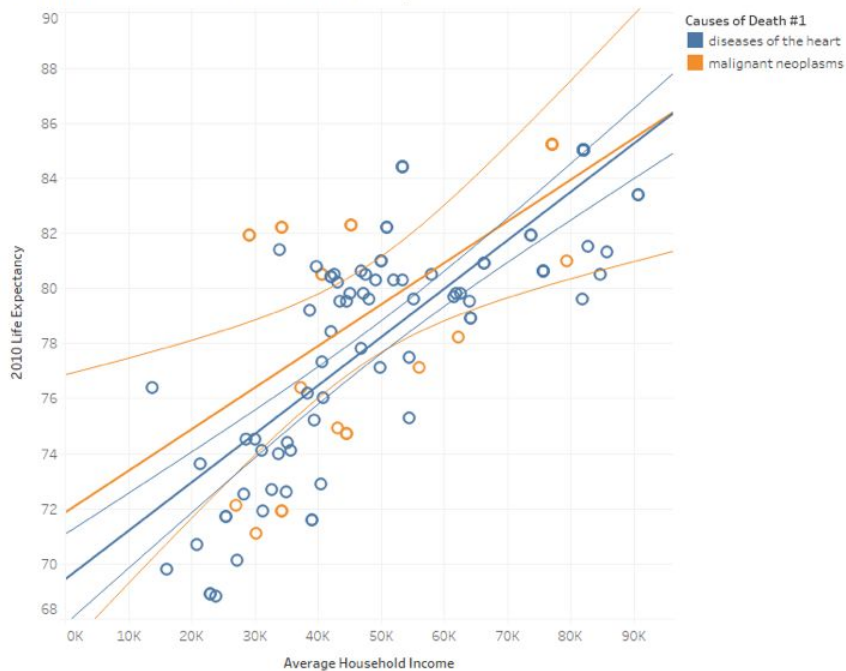
Source: Emsi 2020 Data Set



# What happens if we don't?

## Economic opportunity directly correlates to life expectancy.

Chicago life expectancy vs Median household income (2010 data: Med. Inc. 46,877; Med Life Exp 80)



Source: West Side United, Chicago Ideas Week: Chicago Death Gap Presentation October 15, 2018

Source: Fredrick III E. Death, violence, health, and poverty in Chicago. Harvard Public Health Review. Fall 2018;19. (Figure 7)

# Clean Energy Future for Chicago



CHICAGO COOK  
WORKFORCE PARTNERSHIP

A proud partner of the AmericanJobCenter® network

To enable a clean energy future for Chicago and successful COVID-19 recovery, we must increase:

- 1) **Jobseeker awareness** of the stability, availability, sustainability, and desirability of clean energy jobs;  
AND
- 2) **Employer awareness** of the untapped talent in local African-American and Latinx communities.